

Acclaim USB Camera Button Control for Patterson Imaging (Part II)

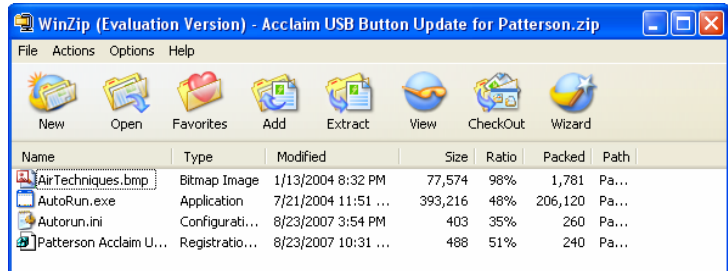
****The ESCameraService (Part I) must be installed prior to the Acclaim USB Button Update for Patterson.****

Step 1

Extract the Acclaim USB Button Update for Patterson.zip



Acclaim USB Button Update for Patterson.zip
205 KB



Step 2

There will be a total of four files extracted.
Double click on the AutoRun.exe file.



AirTechniques.bmp
271 x 95
Bitmap Image



AutoRun.exe
CD AutoRun Application
Air Techniques Inc.



AutoRun.exe
CD AutoRun Application
Air Techniques Inc.




Autorun.ini
Configuration Settings
1 KB



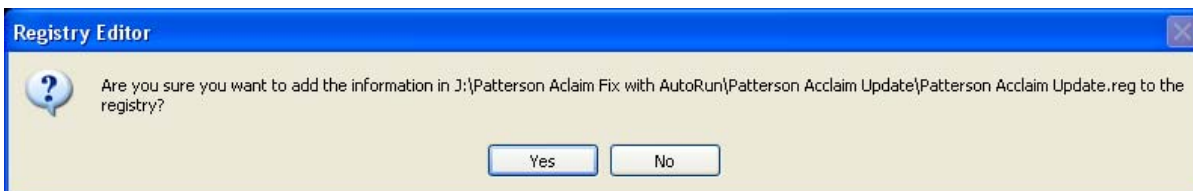
Patterson Acclaim Update.reg
Registration Entries
1 KB

Step 3

The Patterson / Acclaim Update window will appear. Click on,
“Update Patterson to Make the Acclaim USB Camera Buttons Function.”

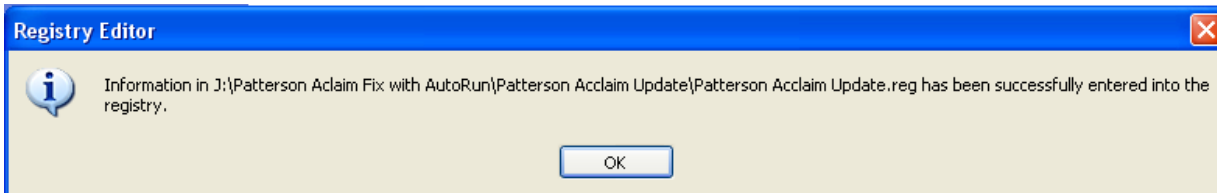


The Registry Editor window will appear asking to add the existing registry change to occur. Click “Yes”



Step 4

Click “OK” to confirm the registry update.



Step 5

Click “Exit” to close the update program.

